

A mountain biker wearing a red and white jersey and a white helmet is riding a dirt trail. The background is filled with lush green trees. The word 'WELLGO' is written in large, stylized, 3D letters across the top left. There are also some decorative green circles and swirls scattered around the image.

# WELLGO

wellgo

## 2010

[www.wellgo.com.tw](http://www.wellgo.com.tw)

Darcy Saccucci



## 2010 TABLE OF CONTENTS

	01 NEW	
	09 MTB CLIPLESS	
	10 MTB	
	12 ROAD CLIPLESS	
	14 ROAD	
	15 TRACK	
	16 CITY / TREKKING	
	19 PLATFORM	
	21 FOLDING / EXERCISER	
	22 TOE-CLIPS & STRAPS	
	23 ACCESSORIES	



### Quick Release Device



2009 TBEA Creative Bicycles, Parts and Accessories Competition Award.



**New Quick Release Device** is easy to use and maintain. Simply combined thread housing and new spindle design created a brand new way to define the pedal. Simply fixed the thread housing on the crank. The pedal can be easily engaged or disengaged by pull the plug on top of the thread housing.



# USED TO

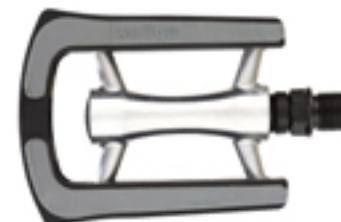
City / Trekking



LU-884



C021



MTB



LU-954



M-21



LU-895



M085



BMX



LU-A8



B087



LU-P9



B088



**FACTORY FOCUSED  
THIN & LIGHT**



## M111

MTB 

BODY: Aluminum forged, anodized  
 SPINDLE: Cr-Mo CNC machined  
 BEARING: DU / Sealed  
 SIZE: 99 x 61 x 18 (mm)  
 ORIGIN: Taiwan

 228 g/pr


## M113

MTB 

BODY: One piece Plastic  
 SPINDLE: Cr-Mo  
 SIZE: 104.3 x 76.5 x 25.8 (mm)  
 ORIGIN: Taiwan

 206 g/pr


## R104

ROAD

BODY: Aluminum, barrel silver  
 CAGE: Aluminum, ED black  
 SPINDLE: Cr-Mo  
 BEARING: Ball bearing  
 SIZE: 104.6 x 65.6 x 30.8 (mm)  
 OPTION: Sealed bearing version as R104B  
 ORIGIN: Taiwan

 254 g/pr


## R125

ROAD

BODY: Plastic  
 CAGE: Aluminum, ED black  
 SPINDLE: Cr-Mo  
 SIZE: 100.6 x 63.2 x 24 (mm)  
 ORIGIN: Taiwan

 212 g/pr


## R126

ROAD

BODY: Aluminum, barrel silver  
 CAGE: Aluminum, ED black  
 SPINDLE: Cr-Mo  
 SIZE: 100.3 x 63.2 x 24 (mm)  
 ORIGIN: Taiwan

 232 g/pr


# R110

ROAD

BODY: Aluminum, barrel silver  
CAGE: Aluminum, ED black  
SPINDLE: Cr-Mo CNC machined  
BEARING: DU / Sealed  
SIZE: 88 x 68.6 x 29 (mm)  
ORIGIN: Taiwan

 236 g/pr



# C122

CITY/COMFORT

BODY: Aluminum, barrel silver with kraton top  
SPINDLE: Cr-Mo  
SIZE: 100 x 83 x 25 (mm)  
ORIGIN: Taiwan

 354 g/pr



# C127

TREKKING

BODY: Plastic  
CAGE: Aluminum, ED black  
SPINDLE: Cr-Mo  
SIZE: 106.3 x 63.2 x 24 (mm)  
ORIGIN: Taiwan

 224 g/pr



# C128

TREKKING

BODY: Aluminum, barrel silver  
CAGE: Aluminum, ED black  
SPINDLE: Cr-Mo  
SIZE: 107.1 x 63.2 x 24 (mm)  
ORIGIN: Taiwan

 246 g/pr



# C129

TREKKING

BODY: Aluminum 6061 extruded, CNC machined  
SPINDLE: Cr-Mo CNC machined  
BEARING: DU / Sealed  
SIZE: 88.6 x 60 x 21.6 (mm)  
ORIGIN: Taiwan

 250 g/pr



## C105

## TREKKING

BODY: Aluminum 6061 extruded, CNC machined  
 SPINDLE: Cr-Mo CNC machined  
 BEARING: DU / Sealed  
 SIZE: 86.5 x 80 x 26 (mm)  
 PIN: Replaceable R-pin  
 ORIGIN: Taiwan

 326 g/pr



## C084

## TREKKING

BODY: Aluminum 6061 extruded, CNC machined  
 SPINDLE: Cr-Mo CNC machined  
 BEARING: DU / Sealed  
 SIZE: 103.3 x 100.2 x 25.6 (mm)  
 PIN: Replaceable R-pin  
 ORIGIN: Taiwan

 412 g/pr



## B103

## PLATFORM

BODY: Aluminum 6061 extruded, CNC machined  
 SPINDLE: Cr-Mo CNC machined  
 BEARING: DU / Sealed  
 SIZE: 107 x 100.3 x 26.3 (mm)  
 PIN: Replaceable R-pin  
 ORIGIN: Taiwan

 374 g/pr



## B131

## PLATFORM

BODY: Aluminum 6061 extruded, CNC machined  
 SPINDLE: Cr-Mo CNC machined  
 BEARING: DU / Sealed  
 SIZE: 104 x 100.3 x 25.9 (mm)  
 PIN: Replaceable R-pin  
 ORIGIN: Taiwan

 354 g/pr





**B132****PLATEFROM**

BODY: Aluminum 6061 extruded, CNC machined  
 SPINDLE: Cr-Mo CNC machined  
 BEARING: DU / Sealed  
 SIZE: 103.5 x 100.2 x 25 (mm)  
 PIN: Replaceable R-pin  
 ORIGIN: Taiwan

 352 g/pr

**B117****PLATFORM**

BODY: Aluminum 6061 extruded, CNC machined  
 SPINDLE: Cr-Mo CNC machined  
 BEARING: DU / Sealed  
 SIZE: 107.4 x 100 x 24.5 (mm)  
 PIN: Replaceable U-pin  
 ORIGIN: Taiwan

 406 g/pr

**B114****PLATEFROM**

BODY: Aluminum 6061 extruded, CNC machined  
 SPINDLE: Cr-Mo CNC machined  
 BEARING: DU / Sealed  
 SIZE: 107.3 x 100.3 x 25.9 (mm)  
 PIN: Replaceable R-pin  
 ORIGIN: Taiwan

 386 g/pr

**B118****PLATFORM**

BODY: Aluminum 6061 extruded, CNC machined  
 SPINDLE: Cr-Mo CNC machined  
 BEARING: DU / Sealed  
 SIZE: 103.6 x 100.4 x 24.2 (mm)  
 PIN: Replaceable R-pin  
 ORIGIN: Taiwan

 342 g/pr





**B092****PLATEFROM**

BODY: Aluminum 6061 extruded, CNC machined  
 SPINDLE: Cr-Mo CNC machined  
 BEARING: DU / Sealed  
 SIZE: 93 x 100.3 x 25.8 (mm)  
 PIN: Replaceable R-pin  
 ORIGIN: Taiwan

 **341 g/pr**
**C135****PLATEFROM**

BODY: Aluminum 6061 extruded, CNC machined  
 SPINDLE: Cr-Mo CNC machined  
 BEARING: Sealed / Sealed  
 SIZE: 92.1 x 90 x 28.5 (mm)  
 PIN: Replaceable R-pin  
 ORIGIN: Taiwan

 **290 g/pr**
**B133****PLATFORM**

BODY: Aluminum, barrel silver  
 SPINDLE: Cr-Mo  
 SIZE: 105.4 x 90.2 x 28 (mm)  
 ORIGIN: Taiwan

 **410 g/pr**
**B121****PLATFORM**

BODY: Aluminum, barrel silver  
 SPINDLE: Cr-Mo  
 SIZE: 112 x 100 x 30.5 (mm)  
 ORIGIN: Taiwan  
 AVAILABLE: Magnesium body, replaceable pin

 **479 g/pr**
**B123****PLATFORM**

BODY: Plastic  
 SPINDLE: Cr-Mo  
 SIZE: 111 x 98.7 x 26.5 (mm)  
 ORIGIN: Taiwan

 **288 g/pr**


## B107P PLATFORM

BODY: TRANSLUCENT COLOR  
SPINDLE: Cr-Mo  
SIZE: 112 x 102.4 x 28.4 (mm)  
ORIGIN: Taiwan



291C

347C

372 g/pr

## B107N PLATFORM

BODY: NYLON WITH FIBER  
SPINDLE: Cr-Mo  
SIZE: 112 x 102.4 x 28.4 (mm)  
ORIGIN: Taiwan



398 g/pr

576C

## B108RP PLATFORM

BODY: TRANSLUCENT COLOR  
SPINDLE: Cr-Mo  
SIZE: 112 x 102.4 x 32.5 (mm)  
PIN: Replaceable R-pin  
ORIGIN: Taiwan



388 g/pr

Rubine Red

6

## B108RN PLATFORM

BODY: NYLON WITH FIBER  
SPINDLE: Cr-Mo  
SIZE: 112 x 102.4 x 31.5 (mm)  
PIN: Replaceable R-pin  
ORIGIN: Taiwan



406 g/pr

154C





B107P

Black

Clear

Rubine Red

154C

291C

364C



B107N

Black

186C

154C

292C

802C

528C



B108RP

Black

Clear

347C

364C

154C

528C

236C

neon  
colors

811C

810C

802C



Luminous




9F-348C

# Available special color



CD-21KF ILLUSION      CD-27-1 ROSE      CD-05CC WOOD GRAIN      CDS-12 WHEATEN      CARBON      CD-130 VORTEX      CD-18-1 COLOR BUBBLE



CD-204 BRINDLE      CD-80 CAMOUFLAGE      YS-2081      TC-743      B103 DUAL-ANGDIZED      B118 TRI-ANGDIZED

## R-PIN COLOR OPITION





## M094

MTB 

**BODY:** Aluminum, ED black or painted color  
Magnesium body, painted color Ti spindle  
**SPINDLE:** Cr-Mo  
**BEARING:** Ball bearing  
**CLEAT:** 98A or Shimano 51 compatible  
**SIZE:** 80.9 x 65.3 x 33.8 (mm)  
**OPTION:** Sealed bearing version as M094B  
**ORIGIN:** Taiwan

 314 g/pr



## W-01

MTB 

**BODY:** Aluminum, ED black or painted color  
Magnesium body, painted color Ti spindle  
**SPINDLE:** Cr-Mo CNC machined or Ti  
**BEARING:** DU / Sealed  
**CLEAT:** 98A or Shimano 51 compatible  
**SIZE:** 80.1 x 64.5 x 30.6 (mm)  
**ORIGIN:** Taiwan

 300 g/pr



## WAM-M19

MTB 

**BODY:** Aluminum, ED black or painted color  
**SPINDLE:** Cr-Mo CNC machined or Ti  
**BEARING:** DU / Sealed  
**CLEAT:** 98A or Shimano 51 compatible  
**SIZE:** 79.8 x 59.8 x 30.1 (mm)  
**ORIGIN:** Taiwan

 Ti: 252 g/pr


 CR: 300 g/pr



## WAM-M717

MTB 

**BODY:** Cr-Mo investment, painted color  
**SPINDLE:** Cr-Mo CNC machined or Ti  
**BEARING:** DU / Sealed  
**CLEAT:** 98A or Shimano 51 compatible  
**SIZE:** 83.6 x 57.8 x 29.3 (mm)  
**ORIGIN:** Taiwan

 Ti: 298 g/pr


 CR: 354 g/pr



## WAM-M727

MTB

**BODY:** Aluminum, polished or painted color  
Magnesium body, painted color Ti spindle  
**SPINDLE:** Cr-Mo CNC machined or Ti  
**BEARING:** DU / Sealed  
**CLEAT:** 98A or Shimano 51 compatible  
**SIZE:** 80.4 x 59.2 x 29.7 (mm)  
**ORIGIN:** Taiwan

 Ti: 266 g/pr

 CR: 314 g/pr



## WPD-801

MTB

**BODY:** Aluminum, ED black or painted color  
**SPINDLE:** Cr-Mo CNC machined or Ti  
**BEARING:** DU / Sealed  
**CLEAT:** 98A or Shimano 51 compatible  
**SIZE:** 82.4 x 66.8 x 32.8 (mm)  
**OPTION:** Magnesium version as MG-18  
**ORIGIN:** Taiwan

 Ti: 306 g/pr

 CR: 366 g/pr



## WAM-M18

MTB

BODY: Cr-Mo investment, ED black  
SPINDLE: Cr-Mo  
BEARING: Ball bearing  
CLEAT: 98A or Shimano 51 compatible  
SIZE: 78.6 x 61.7 x 31.5 (mm)  
ORIGIN: Taiwan

362 g/pr



## WAM-M919

MTB



BODY: Aluminum, ED black or painted color  
SPINDLE: Cr-Mo  
BEARING: Ball bearing  
CLEAT: 98A or Shimano 51 compatible  
SIZE: 83.8 x 58.9 x 35.5 (mm)  
ORIGIN: Taiwan

340 g/pr



## WPD-823

MTB



BODY: Aluminum, ED black or painted color  
SPINDLE: Cr-Mo  
BEARING: Ball bearing  
CLEAT: 98A or Shimano 51 compatible  
SIZE: 81.4 x 63 x 34.5 (mm)  
ORIGIN: Taiwan

360 g/pr



## M079

MTB



BODY: Aluminum 6061 extruded, CNC machined, anodized  
SPINDLE: Cr-Mo CNC machined  
BEARING: DU / Sealed  
SIZE: 100.8 x 60 x 24.4 (mm)  
ORIGIN: Taiwan

232 g/pr



## LU-C17

MTB

BODY: Aluminum forged, anodized  
SPINDLE: Cr-Mo CNC machined  
BEARING: DU / Sealed  
SIZE: 100 x 64.7 x 22 (mm)  
ORIGIN: Taiwan

280 g/pr



## LU-C28

MTB

BODY: Aluminum forged, anodized  
SPINDLE: Cr-Mo CNC machined  
BEARING: DU / Sealed  
SIZE: 101.1 x 64.4 x 21.5 (mm)  
ORIGIN: Taiwan

276 g/pr





## LU-950

MTB

BODY: Aluminum, barrel silver  
CAGE: Aluminum, ED black  
SPINDLE: Cr-Mo CNC machined  
BEARING: DU / Sealed  
SIZE: 102.7 x 71.3 x 26.2 (mm)  
ORIGIN: Taiwan

268 g/pr



## M-20

MTB



BODY: Aluminum, barrel silver  
CAGE: Aluminum, ED black  
SPINDLE: Cr-Mo CNC machined  
BEARING: DU / Sealed  
SIZE: 101.1 x 63.2 x 24.1 (mm)  
ORIGIN: Taiwan

238 g/pr



## M-21

MTB



BODY: Aluminum, barrel silver  
CAGE: Aluminum, ED black  
SPINDLE: Cr-Mo  
SIZE: 100.7 x 67.7 x 24 (mm)  
ORIGIN: Taiwan

236 g/pr



## LU-C27G

MTB



BODY: Aluminum, ED black with CNC machined  
SPINDLE: Cr-Mo  
SIZE: 101.5 x 63.3 x 23.3 (mm)  
ORIGIN: Taiwan

270 g/pr



## M085

MTB



BODY: Plastic  
CAGE: Aluminum or steel, ED black  
SPINDLE: Cr-Mo  
SIZE: 99 x 63 x 24 (mm)  
ORIGIN: Taiwan & China

216 g/pr



## M095

MTB



BODY: Plastic  
SPINDLE: Cr-Mo  
SIZE: 99 x 79.8 x 24 (mm)  
ORIGIN: Taiwan

202 g/pr



## R096

ROAD RD

BODY: Aluminum, ED black or painted color  
Magnesium body, painted color Ti spindle  
SPINDLE: Cr-Mo  
BEARING: Ball bearing  
CLEAT: RF5 A / B / C  
SIZE: 78 x 90.8 x 33.1 (mm)  
OPTION: Sealed bearing version as R096B  
ORIGIN: Taiwan



## CR-1

ROAD

BODY: Magnesium, with carbon fiber wrap  
SPINDLE: Cr-Mo CNC machined or Ti  
BEARING: DU / Sealed  
CLEAT: RC-5 / RC-6, LOOK "ARC" cleat compatible  
SIZE: 83 x 93.4 x 33.2 (mm)  
ORIGIN: Taiwan

Ti: 262 g/pr

CR: 314 g/pr



## W-40

ROAD

BODY: Aluminum, ED black or painted color  
SPINDLE: Cr-Mo  
BEARING: Ball bearing  
CLEAT: RC-5 / RC-6, LOOK "ARC" cleat compatible  
SIZE: 84.1 x 90.8 x 32.9 (mm)  
OPTION: Sealed bearing version as W-40B  
ORIGIN: Taiwan

Ti: 296 g/pr



## MG-9

ROAD

BODY: Magnesium, painted color  
SPINDLE: Cr-Mo CNC machined or Ti  
BEARING: DU / Sealed  
CLEAT: RC-5 / RC-6, LOOK "ARC" cleat compatible  
SIZE: 85.2 x 95.8 x 34.2 (mm)  
ORIGIN: Taiwan

Ti: 262 g/pr

CR: 312 g/pr



## WPD-R4

ROAD

BODY: Aluminum, painted color  
SPINDLE: Cr-Mo CNC machined or Ti  
BEARING: DU / Sealed  
CLEAT: RC-3 / RC-4  
SIZE: 80.2 x 77.2 x 29.2 (mm)  
ORIGIN: Taiwan

Ti: 262 g/pr

CR: 314 g/pr






## MG-8

ROAD 

BODY: Magnesium, painted color  
SPINDLE: Cr-Mo CNC machined or Ti  
BEARING: DU / Sealed  
CLEAT: 98A or Shimano 51 compatible  
SIZE: 79.8 x 64.8 x 27.8 (mm)  
ORIGIN: Taiwan

 **Ti: 200 g/pr**

 **CR: 240 g/pr**



## W-43

ROAD 

BODY: Aluminum, barrel silver or painted color  
SPINDLE: Cr-Mo  
CLEAT: 98A or Shimano 51 compatible  
SIZE: 90 x 100 x 32.5 (mm)  
ORIGIN: Taiwan


 **396 g/pr**



## RC-713

ROAD

BODY: Aluminum, polished or painted color  
SPINDLE: Cr-Mo CNC machined or Ti  
BEARING: DU / Sealed  
CLEAT: 98A or Shimano 51 compatible  
SIZE: 79.8 x 65.3 x 27.9 (mm)  
ORIGIN: Taiwan

 **Ti: 252 g/pr**

 **CR: 310 g/pr**



## W-44

ROAD 

BODY: Aluminum, painted color or ED black  
Magnesium body, painted color Ti spindle  
SPINDLE: Cr-Mo  
SIZE: 82.8 x 76 x 46.8 (mm)  
CLEAT: 98A or Shimano 51 compatible  
OPTION: Sealed bearing version as W-44B  
ORIGIN: Taiwan

 **318 g/pr**



## W-41

ROAD

BODY: Cr-Mo investment, ED black or painted color  
SPINDLE: Cr-Mo  
CLEAT: 98A or Shimano 51 compatible  
SIZE: 78.6 x 54.2 x 24.3 (mm)  
OPTION: Sealed bearing version as W-41B  
ORIGIN: Taiwan

 **258 g/pr**



## R074

ROAD **Rd**

BODY: Aluminum 6061 extruded, CNC machined  
SPINDLE: Cr-Mo CNC Machined  
BEARING: DU / Sealed  
SIZE: 91.5 x 60.5 x 20.2 (mm)  
ORIGIN: Taiwan


 228 g/pr



## LU-C16

ROAD **Rd**

BODY: Aluminum 6061 extruded, CNC machined  
SPINDLE: Cr-Mo machined or Ti  
BEARING: DU/Sealed  
SIZE: 92.9 x 61.5 x 21.9 (mm)  
ORIGIN: Taiwan

 Ti: 226 g/pr

 CR: 280 g/pr



## WR-1

ROAD **Rd**

BODY: Aluminum 6061 extruded, CNC machined  
SPINDLE: Cr-Mo machined  
BEARING: DU / Sealed  
SIZE: 93 x 61.4 x 22 (mm)  
ORIGIN: Taiwan

 224 g/pr



## R090

ROAD **Rd**

BODY: Plastic with toe-clip & strap  
SPINDLE: Cr-Mo  
SIZE: 99 x 79.8 x 24 (mm)  
WEIGHT: 238 g/pr  
ORIGIN: Taiwan & China

 206 g/pr





# R025

ROAD

BODY: Aluminum, barrel silver  
CAGE: Aluminum, ED black  
SPINDLE: Cr-Mo  
BEARING: Ball bearing  
SIZE: 90.1 x 64.8 x 27.7 (mm)  
OPTION: Sealed bearing version as R025B  
ORIGIN: Taiwan

238 g/pr



W5

W5 Single leather strap



White



Brown



W6

W6 Double leather strap



MT-16

Steel toe-clip with cp finished  
Sizs: M / L



MT-20

Steel toe-clip with cp finished  
Sizs: M / L

## C099

CITY / TREKKING

BODY: Aluminum, barrel silver  
 SPINDLE: Cr-Mo  
 CLEAT: 98A or Shimano 51 compatible  
 SIZE: 93 x 66 x 30.1 (mm)  
 OPTION: Sealed bearing version as C099B  
 ORIGIN: Taiwan

 316 g/pr


## WPD-M17C CITY / TREKKING



BODY: Aluminum, barrel silver  
 Magnesium body, painted color Ti spindle  
 CAGE: Aluminum, anodized  
 SPINDLE: Cr-Mo CNC machined  
 BEARING: DU / Sealed  
 CLEAT: 98A or Shimano 51 compatible  
 SIZE: 100.8 x 65.2 x 27.2 (mm)  
 ORIGIN: Taiwan

 352 g/pr


## C002

CITY / TREKKING

BODY: Aluminum, barrel silver  
 CAGE: Aluminum, anodized  
 SPIDLE: Cr-Mo  
 CLEAT: 98A or Shimano 51 compatible  
 SIZE: 101.7 x 65.4 x 29.8 (mm)  
 OPTION: Sealed bearing version as C002B  
 ORIGIN: Taiwan

 372 g/pr


## WPD-95B

CITY / TREKKING

BODY: Aluminum, barrel silver  
 CAGE: Aluminum, anodized  
 SPINDLE: Cr-Mo CNC machined  
 BEARING: DU / Sealed  
 CLEAT: 98A or Shimano 51 compatible  
 SIZE: 105.6 x 71.5 x 34.2 (mm)  
 ORIGIN: Taiwan

 448 g/pr




**C006****CITY** 

BODY: Aluminum 6061 extruded, CNC machined  
 SPINDLE: Cr-Mo CNC machined  
 BEARING: DU / Sealed  
 SIZE: 95 x 62.7 x 22.9 (mm)  
 ORIGIN: Taiwan

 **214 g/pr**
**C040****URBAN /  
TREKKING**

BODY: Aluminum 6061 extruded, CNC machined  
 SPINDLE: Cr-Mo CNC machined  
 BEARING: 3 Sealed  
 SIZE: 90.3 x 90 x 27 (mm)  
 PIN: Replaceable R-pin  
 ORIGIN: Taiwan

 **294 g/pr**
**C089****CITY / TREKKING** 

BODY: Aluminum, barrel silver  
 CAGE: Aluminum, Anodized  
 SPINDLE: Cr-Mo  
 SIZE: 86.7 x 63.2 x 20 (mm)  
 OPTION: Sealed bearing version as C089B  
 ORIGIN: Taiwan

 **232 g/pr**
**C091****URBAN /  
TREKKING**

BODY: Aluminum 6061 extruded, CNC machined  
 SPINDLE: Cr-Mo CNC machined  
 BEARING: 3 Sealed  
 SIZE: 92.6 x 90 x 27.4 (mm)  
 PIN: Replaceable R-pin  
 ORIGIN: Taiwan

 **280 g/pr**


**C-32****CITY /  
COMFORT** 

BODY: Aluminum barrel silver with kraton top  
 SPINDLE: Cr-Mo  
 SIZE: 102.9 x 69.6 x 24.2 (mm)  
 OPTION: Sealed bearing version as C-32B  
 ORIGIN: Taiwan

 **324 g/pr**
**C098****CITY /  
COMFORT** 

BODY: Aluminum body overmolded plastic cage with kraton top  
 SPINDLE: Cr-Mo  
 SIZE: 101.8 x 80 x 22.4 (mm)  
 ORIGIN: Taiwan

 **270 g/pr**
**C097****CITY /  
COMFORT** 

BODY: Plastic with kraton top  
 SPINDLE: Cr-Mo  
 SIZE: 101.5 x 72 x 21.6 (mm)  
 ORIGIN: Taiwan

 **244 g/pr**
**C021****CITY /  
COMFORT** 

BODY: Aluminum body overmolded plastic cage with kraton top  
 SPINDLE: Cr-Mo  
 SIZE: 102.2 x 76 x 23.7 (mm)  
 OPTION: Sealed bearing version as C021B  
 ORIGIN: Taiwan

 **264 g/pr**
**C016****CITY /  
COMFORT**

BODY: Aluminum barrel silver with kraton top  
 SPINDLE: Cr-Mo  
 SIZE: 106 x 91 x 27 (mm)  
 OPTION: Sealed bearing version as C016B  
 ORIGIN: Taiwan

 **460 g/pr**




## W-70

DOWNHILL

BODY: Aluminum with CNC machined  
SPINDLE: Cr-Mo CNC machined  
BEARING: DU / Sealed  
CLEAT: 98A or Shimano 51 compatible  
SIZE: 104 x 89 x 30.1 (mm)  
ORIGIN: Taiwan

512 g/pr



## WAM-D10

DOWNHILL

BODY: Magnesium, painted color  
SPINDLE: Cr-Mo CNC machined  
BEARING: Needle / DU / Sealed  
CLEAT: 98A or Shimano 51 compatible  
SIZE: 109.1 x 94.7 x 33.8 (mm)  
ORIGIN: Taiwan

516 g/pr



## B065

BMX / DOWNHILL

BODY: Aluminum 6061 extruded, CNC machined  
SPINDLE: Cr-Mo CNC machined  
BEARING: DU / Sealed  
SIZE: 104.5 x 100 x 24 (mm)  
PIN: Replaceable pin  
ORIGIN: Taiwan

400 g/pr



## B030

BMX / DOWNHILL

BODY: Aluminum 6061 extruded, CNC machined  
SPINDLE: Cr-Mo CNC machined  
BEARING: DU / Sealed  
SIZE: 109.5 x 100 x 21.9 (mm)  
PIN: Replaceable pin  
ORIGIN: Taiwan

390 g/pr



## B064

BMX

BODY: Aluminum 6061 extruded, CNC machined  
SPINDLE: Cr-Mo CNC machined  
BEARING: DU / Sealed  
SIZE: 104.8 x 100 x 23.6 (mm)  
PIN: Replaceable Pin  
ORIGIN: Taiwan

418 g/pr



## B060

BMX

BODY: Aluminum 6061 extruded, CNC machined  
SPINDLE: Cr-Mo CNC machined  
BEARING: DU / Sealed  
SIZE: 103 x 100 x 23.6 (mm)  
PIN: Replaceable Pin  
ORIGIN: Taiwan

410 g/pr



## MG-1

BMX

BODY: Magnesium, painted color  
SPINDLE: Cr-Mo CNC Machined  
BEARING: Sealed / DU bushing  
SIZE: 114.6 x 106.2 x 30.8 (mm)  
PIN: Replaceable pin  
ORIGIN: Taiwan


 376 g/pr




## MG-52 / LU-A52

BMX  
DOWNHILL  
FREERIDE

BODY: MG-52 Magnesium, painted color  
LU-A52 Aluminum, ED black  
SPINDLE: Cr-Mo CNC machined  
BEARING: DU / Sealed  
SIZE: 109.5 x 106 x 28.4 (mm)  
PIN: Replaceable pin  
OPTION: Ball bearing version as LU-A52A  
Sparking plate design  
ORIGIN: Taiwan

 MG-52 : 426 g/pr

 LU-A52 : 540 g/pr



## B017

BMX

BODY: Aluminum, barrel silver  
SPINDLE: Cr-Mo  
SIZE: 108 x 102 x 28.8 (mm)  
ORIGIN: Taiwan & China

 484 g/pr



## B087

BMX / DOWNHILL

BODY: Aluminum, barrel silver  
Magnesium body, painted color Ti spindle  
SPINDLE: Cr-Mo  
SIZE: 109 x 100.5 x 27 (mm)  
PIN: Mold pin  
OPTION: Replaceable pin as B087U  
Sealed bearing version as B087B  
ORIGIN: Taiwan & China

 422 g/pr



## B102

BMX / DOWNHILL

BODY: Aluminum, barrel silver  
Magnesium body, painted color Ti spindle  
SPINDLE: Cr-Mo  
SIZE: 113.5 x 102 x 27.6 (mm)  
OPTION: Available in replaceable pin  
ORIGIN: Taiwan

 412 g/pr



## B088

BMX

BODY: Plastic  
SPINDLE: Cr-Mo  
SIZE: 114 x 102 x 29 (mm)  
ORIGIN: Taiwan & China

 306 g/pr





## FP-7

### FOLDING

BODY: Aluminum, barrel silver  
CAGE: Aluminum, ED black  
SPINDLE: Cr-Mo  
SIZE: 100 x 69.7 x 25.8 (mm)  
ORIGIN: Taiwan



## WPD-E003B EXERCISER (Toe Clip Mountable)

BODY: Aluminum, ED black  
SPINDLE: Cr-Mo CNC machined  
BEARING: DU / Sealed  
CLEAT: 98A or Shimano 51 compatible  
SIZE: 102.4 x 72.4 x 34.9 (mm)  
OPTION: W/O QBS or toe clip strap as E003  
Ball bearing version as WPD-E003  
ORIGIN: Taiwan



## WPD-E14

### EXERCISER (Toe Clip Mountable)

BODY: Aluminum barrel silver with kraton top  
SPINDLE: Cr-Mo  
CLEAT: 98A or Shimano 51 compatible  
SIZE: 109 x 157 x 34.8 (mm)  
OPTION: W/O QBS or toe clip strap as E-14  
Sealed bearing version as WPD-E14B  
ORIGIN: Taiwan





**MT-3**

Double support design with instep guard MT-3 size L, MT-4 size S, MT-5 size M.



**MT-6**

Large supportive design with instep guard.



**MT-10**

Strapless toe-clip for technical or casual riding.



**MT-14**

Double supportive design with built-in reflector. MT-13 size M, MT-14 size L.



**RP-1**

Classic road racing toe-clip. Size: L, M



**MT-11**

Large supportive design with instep guard and built-in reflector. MT-11 size L, MT-12 size M.



**MT-7**

Mini toe-clip  
Size: 82.7 x 53.8 (mm)



**W-2**

Nylon toe-strap



**W-4**

Nylon toe-strap with heavy-duty buckle.



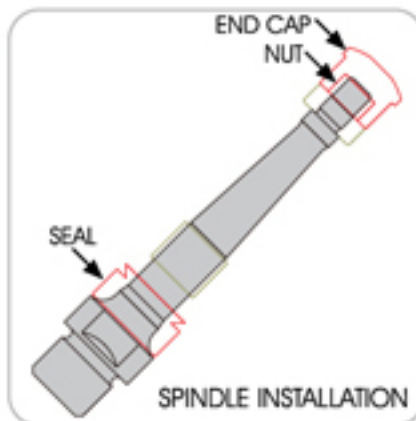
**SC-1**

Foot guard to any strap attachable.



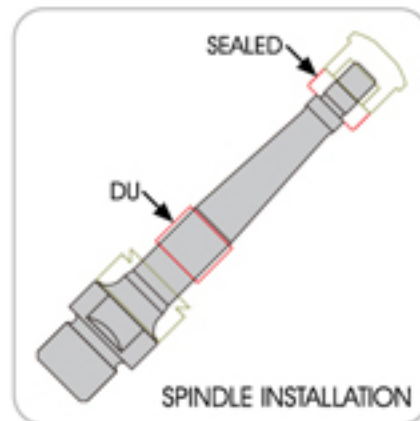
**K001**

Axle replacement kit.



**K004**

Bearing replacement kit.







#### BOLT TYPE

Bolt-on reflector set  
for standard MTB pedals.  
25 g/pr



#### SNAP ON

Snap-on reflector set



#### LONG SNAP ON

Extra-long snap-on  
reflector set.



#### 98A-R

Reflector for pedals  
using 98A cleat  
60 g/pr



28-1

28-2

28-1-WRENCH TOOL  
28-2-WRENCH TOOL



#### A-PIN

28-B19 8mm  
28-B7 6mm



#### U-PIN

28-11 11mm  
28-12 12mm



#### R-PIN

33-R9 9mm



#### V-PIN

33-V9 9mm



#### 98A-CLEAT

Cleat kit with improved  
mud clearance features.  
4 degree float  
73g/pr



#### RF-5A

Cleat kit for R096  
9 degree lateral float  
52 g/pr



#### RF-5B

Cleat kit for R096  
6 degree lateral float  
52 g/pr



#### RF-5C

Cleat kit for R096  
0 degree lateral float  
52 g/pr



#### RC-5

Cleat kit for WAM-R1,R3 and  
MG-9.  
9 degree lateral float  
54 g/pr



#### RC-6

Cleat kit for WAM-R1,R3 and  
MG-9.  
3 degree lateral float  
54 g/pr



#### RC-4

Cleat kit for WAM-R2 and R4.  
4 degree float  
40 g/pr



#### RC-3

Cleat kit for WAM-R2 and R4  
4 degree float  
45 g/pr



#### 98R

Cleat kit  
4 degree float  
95 g/pr



#### 99A

Cleat kit  
4 degree float  
95 g/pr



WELLGO PEDAL'S CORP

NO.3, Kung 7th Road  
Youth Industrial Park  
43713 Tachia, Taichung Hsien Taiwan R.O.C  
TEL: 886-4-26816991-5  
FAX: 886-4-2681-6988,2681-6998  
Http://www.wellgo.com.tw  
E-MAIL: wellgo@ms7.hinet.net  
wd@mail.wellgo.com.tw

WELLMAG TECHNOLOGY CO., LTD

NO.137, Ching Nine Road  
Youth Industrial Park  
43713 Tachia, Taichung Hsien  
Taiwan R.O.C  
TEL: 886-4-2682-2398-9  
FAX: 886-4-2682-1909  
Http://www.wellmag.com.tw  
E-MAIL: wellmag1@mail.wellgo.com.tw

SHANGHAI FACTORY

NO.103 Yueh-Ho South Road  
Economic & Technical Development Zone  
Kunshan, Jiangsu, China  
TEL: 86-512-57701991-4  
FAX: 86-512-57701995  
E-MAIL: wellgo01@pub.sz.jsinfo.net